

FR23 C

PICK AND CARRY
CRANE



MAXIMUM RATED CAPACITY
23 t



MAXIMUM BOOM LENGTH
21.7 m
(with 3m fly jib)



HD WINCH
16 ton capacity
with 6 Falls



COMPACT MACHINE
2.98 m
(Machine Height)



STABILITY
66.6%



OVERVIEW

Meet the all-new FR23 C, a high-performance pick-and-carry crane designed for heavy-duty applications. With a 23-tonne lifting capacity and 66.6% stability, this powerhouse sets a new benchmark in safety, efficiency, and versatility.

Engineered for modern demands, the FR23 C boasts a snatch block with 16-tonne capacity and Tier III A emission compliance, ensuring eco-friendly operations. Its double-cabin design, coupled with a robust U-section fabricated boom and heavy-duty components, provides superior strength and maneuverability, even in confined spaces with more productivity.

*Accessories Solution:

- 3 Stack Lamp,
- Human proximity sensor,
- Outrigger Engagement warning,
- Boom Angle Indicator, Machine Level indicator
- Cabin Safety grill,
- Spreader bar 15ton,
- spreader bar 25ton,
- Outrigger, Drag winch



Clutch Less



HD Winch



Manual Boom Extension rod



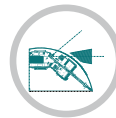
Dual Luff Cylinder



5 Hook Positionings



Lowest Turning Radius



Articulation Limit Switch



U-Section Boom



Winch Mounted under Boom



TECHNICAL DESCRIPTION

01. Boom

Maximum boom length (manual extn.)	18.3 m
Maximum boom length (fly jib)	20.65 m
Maximum tip height (fly jib)	21.7 m
Boom elevation angle range	-10°/65°
Articulation	40° R / 40° L
Fixed lug	23 ton
Machinery hook (rhino)	8 ton

02. Winch

Single speed winch (raising 4th layer)	51 m/min
6 Part Hook block	16-ton max rated capacity, fully compensated hook height whilst telescoping the boom.

03. Engine & Transmission

Standard engine	Cummins Tier IIIA
Engine power	194KW@2200 rpm
Engine torque	990 Nm
Fuel Type	Diesel
Fuel Capacity	270 litre
Transmission	Allisson 3000 series
Transfer case ZF 2:1	
Clutch Actuation	Pneumatic assisted hydraulic clutch with clutch booster provision

04. Hydraulic System

High Pressure Vane pump	58 cc/rev
Maximum working pressure	220 bar
Hydraulic Oil	210 litre

Hydraulic Cooler Installed for longer oil life & protecting system

05. Axle Loadings Travel (Crane) Mode & Turning Radius

Front Axle	10200(9700) kg
Rear Axle	10600(13550) kg
Total	20800(23250) kg
Turning Radius	8.0 m

06. Brakes

Service	Fully air operated 'S'cam dual circuit brakes on front & rear axles
Parking	Air operated, spring actuated, fail safe brakes

07. Tyres & Rims

Front	12.00x24 (4 No.)
Rear	12.00x24 (4 No.)

08. Electricals

System	24V DC
--------	--------

09. Steering

Steering	Full power orbitrol with twin cushioned double acting rams with 40 deg articulation either side
----------	---

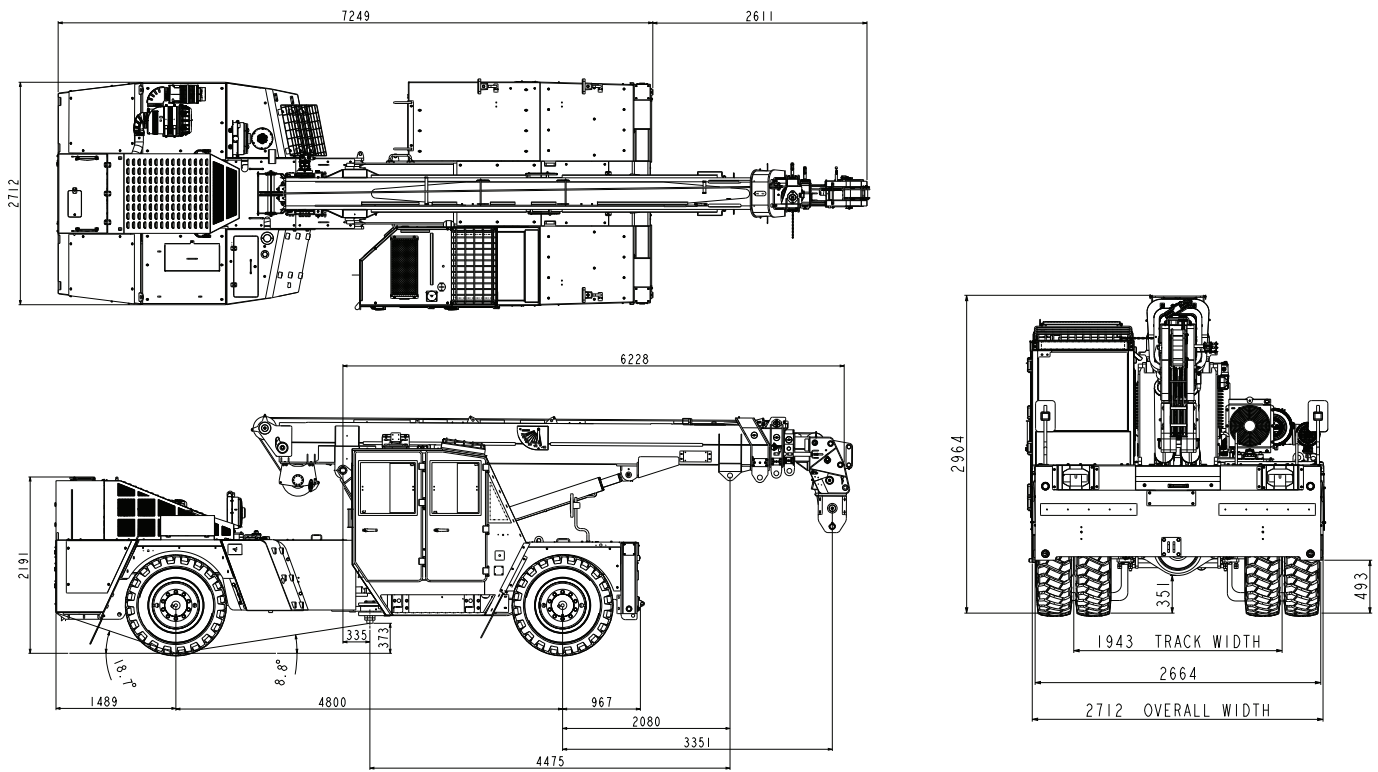
10. Vehicle Performance & Drive

Max Speed	80 km/h
Gradeability	50% (unladen)
Drive	4x4

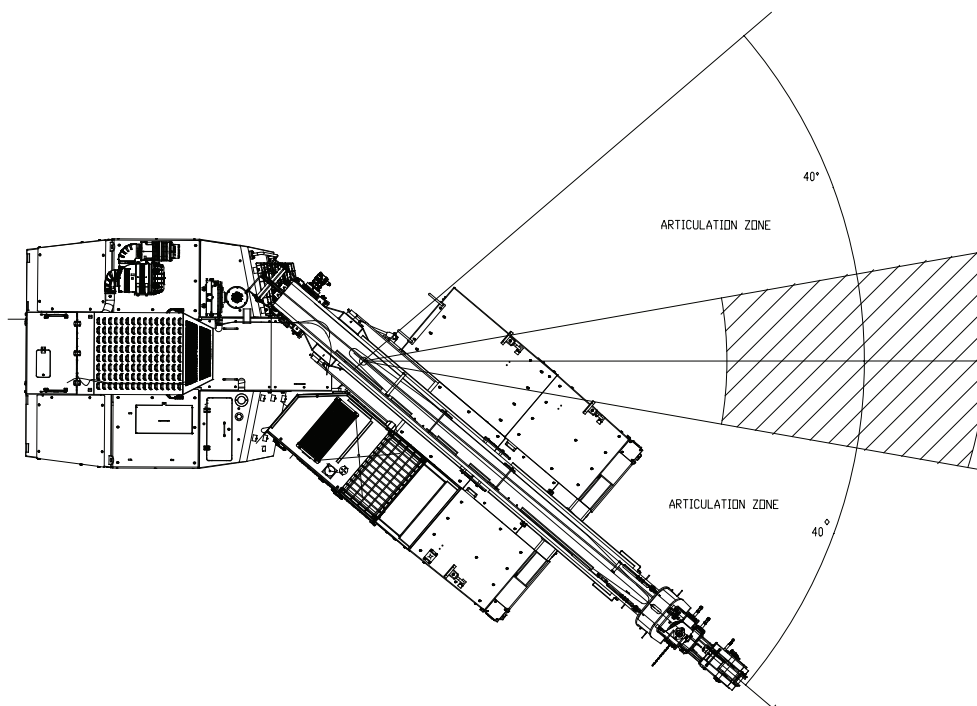


DIMENSIONS / AREA OF OPERATION

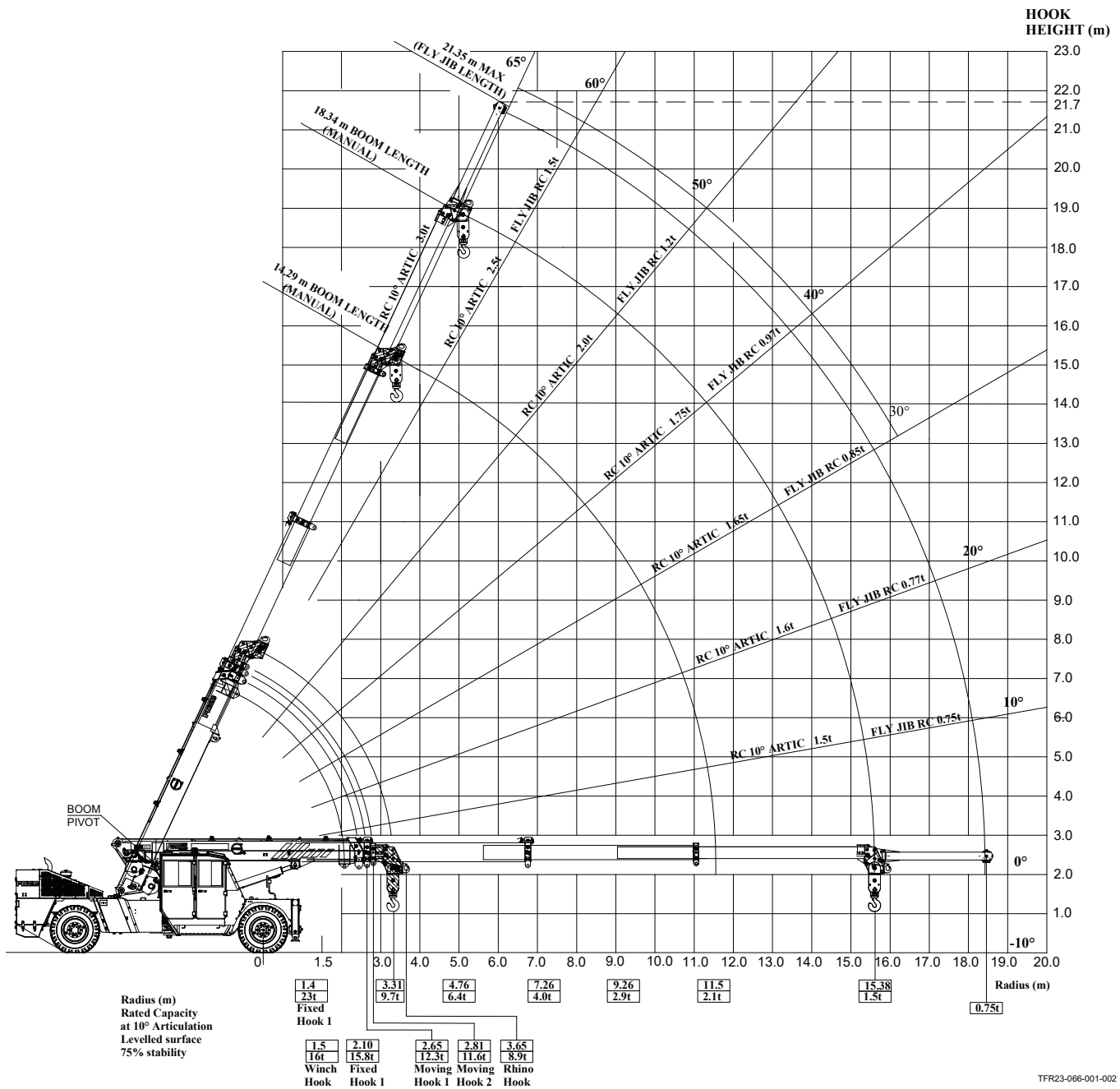
Machine view



Area of operation



RADIUS LOAD CHART



TFR23-066-001-002

Note:

- Weight of slings & hook block to be added to load.
- Read and understand warning notes before operating crane.
- Crane shall not be overloaded beyond 23ton at any condition.
- Technical modifications reserved. All dimensions & weights are variable within $\pm 5\%$ over Indicated Values.
- Rated Capacity Values shown are for the Pick and Carry chart.
- Rhino Hook & Fly Jib shown are provided as per customer request.
- Rope Dia 13mm with 6 Fall Block

LOAD CHART

RATED CAPACITY CHART - LIFTING ON WINCH FALL BLOCK																			
RADIUS	BOOM LENGTH (m)																		
	6.05	6.50	7.00	7.50	8.00	8.50	9.00	9.50	10.00	10.50	11.00	11.50	12.00	12.50	13.00	13.50	14.00	14.29	
1.5	13200	13400	13500	13700	15900	16000	15100	13600	12500										
	13200	13400	13300	13400	13600	15700	13900	12600	11600										
	46	50	54	56	59	61	62	64	65										
2.0	13200	13200	13300	13400	13600	15700	13900	12600	11600	10700	10100								
	13200	13200	13300	13400	13600	15700	13900	12600	11600	10700	10100								
	39	44	48	52	54	57	59	61	62	64	65								
2.5	13300	13200	13200	13200	13300	13500	12900	11700	10800	10000	9400	8500	8100	7700					
	12500	12500	12500	12500	12400	12400	12300	11700	10800	10000	9400	8500	8100	7700					
	31	37	42	46	50	53	55	57	59	61	62	63	65	66					
3.0	11200	11200	11200	11200	11200	11100	11100	11000	10100	9300	8700	7900	7500	7200	6900	6700			
	10200	10200	10200	10200	10200	10200	10100	10100	10100	9300	8700	7900	7500	7200	6900	6700			
	19	29	36	41	45	48	51	53	56	57	59	61	62	63	64	65			
3.5	9900	9400	9400	9400	9400	9400	9400	9400	9300	8800	8200	7300	7000	6700	6500	6300	6100	6000	
	9100	8600	8600	8600	8600	8600	8600	8500	8500	8500	8200	7300	7000	6700	6500	6300	6100	6000	
	(3.31)	17	28	34	39	43	47	50	52	54	56	58	59	60	62	63	64	64	
4.0		8600	8100	8100	8100	8100	8100	8100	8100	8000	7700	6900	6600	6300	6100	5900	5700	5600	
		7800	7400	7400	7400	7400	7400	7300	7300	7300	7300	6900	6600	6300	6100	5900	5700	5600	
		(3.76)	17	27	33	38	42	45	48	51	53	55	56	58	59	60	62	62	
4.5			7500	7100	7100	7100	7100	7100	7100	7000	7000	6500	6200	5900	5700	5500	5300	5200	
			6800	6400	6400	6400	6400	6400	6400	6400	6400	6300	6200	5900	5700	5500	5300	5200	
			(4.26)	16	26	32	37	41	44	47	49	51	53	55	57	58	59	60	
5.0				6600	6300	6300	6300	6300	6200	6200	6200	6100	5800	5600	5400	5200	5000	4900	
				6000	5700	5700	5700	5700	5700	5700	5600	5600	5600	5600	5400	5200	5000	4900	
				(4.76)	15	25	31	36	40	43	46	48	50	52	54	55	57	58	
6.0					5900	5300	5000	5000	5000	5000	5000	5000	5000	5000	4800	4600	4500	4400	
					5300	4700	4500	4500	4500	4500	4500	4500	4500	4500	4500	4500	4500	4400	
					(5.26)	(5.76)	15	24	30	34	38	41	44	46	48	50	52	53	
7.0							4800	4300	4200	4200	4200	4200	4100	4100	4100	4100	4000	4000	
							4300	3900	3700	3700	3700	3700	3700	3700	3700	3700	3700	3700	
							(6.26)	(6.76)	14	22	28	33	36	39	42	44	46	47	
8.0									4000	3600	3500	3500	3500	3500	3500	3500	3500	3500	
									3500	3200	3100	3100	3100	3100	3100	3100	3100	3100	
									(7.26)	(7.76)	13	21	27	31	35	38	40	42	
9.0												3300	3100	3000	3000	3000	3000	3000	
												3000	2800	2700	2700	2700	2700	2600	
												(8.26)	(8.76)	12	21	26	30	33	35
10.0														2900	2700	2600	2600	2600	
														2600	2400	2300	2300	2300	
														(9.26)	(9.76)	12	20	25	27
11.0																2500	2300	2200	2200
																2200	2000	2000	2000
																(10.26)	(10.76)	12	16
12.3																		2200	2100
																		1900	1800
																		(11.3)	(11.5)

KEY:

- SWL (KG) LESS THAN 10 DEG ARTICULATION
- SWL (KG) GREATER THAN 10 DEG ARTICULATION
- BOOM ANGLE OR (RADIUS AT 0 DEG BOOM ANGLE)

Note: Weight of slings & hook block to be added to load
Read and understand warning notes before operating crane

FEATURES & ATTACHMENT

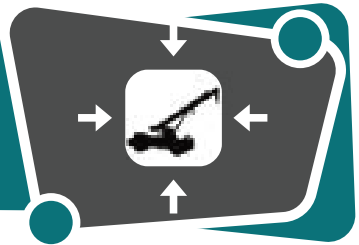


NEUTRAL AXIS WELDING BOOM

Latest boom technology for Heavy duty applications. U section ensures higher lifting capacity with longer life

COMPACT MACHINE

Shortest Turning radius of 8.0 meter makes it ideal machine for City and congested areas.



WINCH MOUNTING

Under boom winch ensures safe operations while working in compact area. Ideal for city and industrial applications

66.6% STABILITY

Higher safety and stability reduces the chances of accident.

66.6%




MANUAL EXTENSION ROD

Quick and reliable mechanism for higher height applications


SPACIOUS TWO-PERSON CABIN

Spacious back-to-back cabin for enhanced visibility and comfort.



DRIVE CONFIGURATION OPTIONS

Available in left-hand and right-hand drive configurations to suit regional requirements.



OUR LOCATIONS

PT. Berlian Cranserco Indonesia



Head Office Balikpapan

Jl. Mulawarman No.71, RT32
Sepinggang Raya, Balikpapan Selatan
Balikpapan 76115 - Kalimantan Timur, Indonesia
Tel. +62 542 762 297

Pekanbaru

Graha Sucofindo 1st Floor
Jln. Jend. Achmad Yani No. 79
Pekanbaru - Riau 28115
Tel. +62 811 3943 821

Papua

PT. Freeport Indonesia
32HD Shop, Mil 32
Tembagapura
Tel. +62 811 5422 034

Jakarta

CIBIS Park
Gedung CIBIS Eight, 3rd Floor no. 5
Jl. TB Simatupang No. 2
Jakarta Selatan 12560, Indonesia
Tel. +62 21 780 2269

Surabaya

AMG Tower
8th Floor, Unit B.02A
Jl. Dukuh Menanggal No.1 A, Dukuh
Menanggal, Kec. Gayungan,
Surabaya, Jawa Timur 60234
Tel. +62 811 5966 682

Sumbawa

PT. Amman Mineral Nusa Tenggara
Fleet Mews Maintenance
Concentrator
Sumbawa - Nusa Tenggara Barat
Tel. +62 811 5910 166

Email: sales@cranserco.com

Follow us on



The information contained in this leaflet is intended to be of general nature.
Terex Corporation reserves the right to change the specifications without prior notice.
All dimensions and weights are variable within $\pm 5\%$

Published and Printed in 2023



www.cranserco.com

