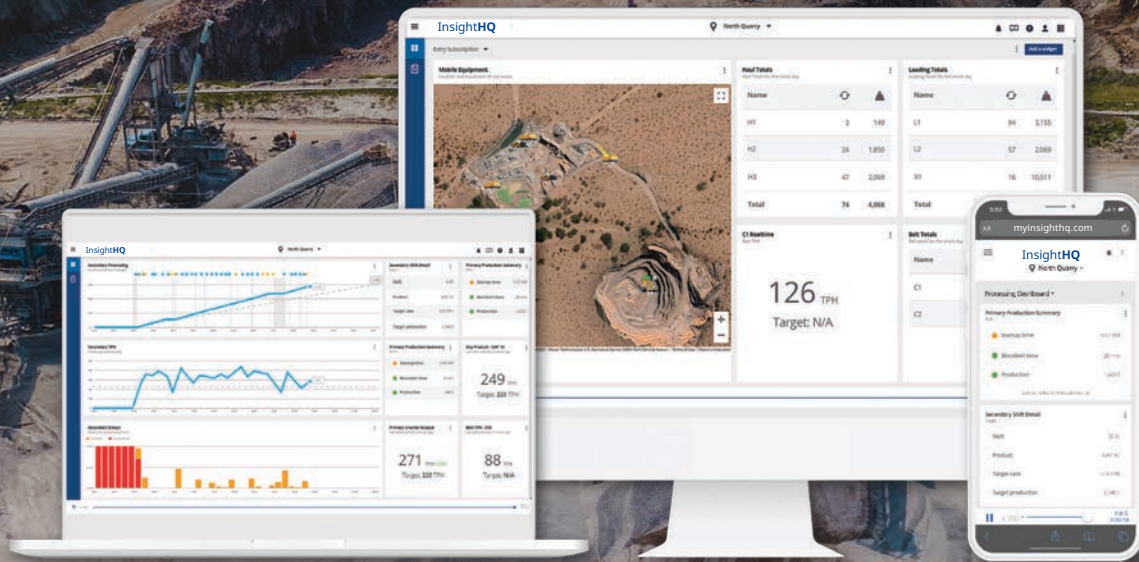


The Connected Quarry

Actionable Insights, Dashboards, and Notifications



Solving Challenges

Now there is InsightHQ...

Productivity data is often late, unreliable or requires a manual process to gather. Managers often rely on tally sheets, spreadsheets or in-house systems to manage quarry operations, but this isn't always efficient to manage large data sets. It can be difficult for managers and operators to make informed decisions during the shift that positively influences productivity or production.

Actionable Insights

InsightHQ provides actionable insights to identify, respond to and solve issues, control inventory and increase productivity. Real-time access helps you make changes during the shift and see the immediate impact on production.

Operations Context

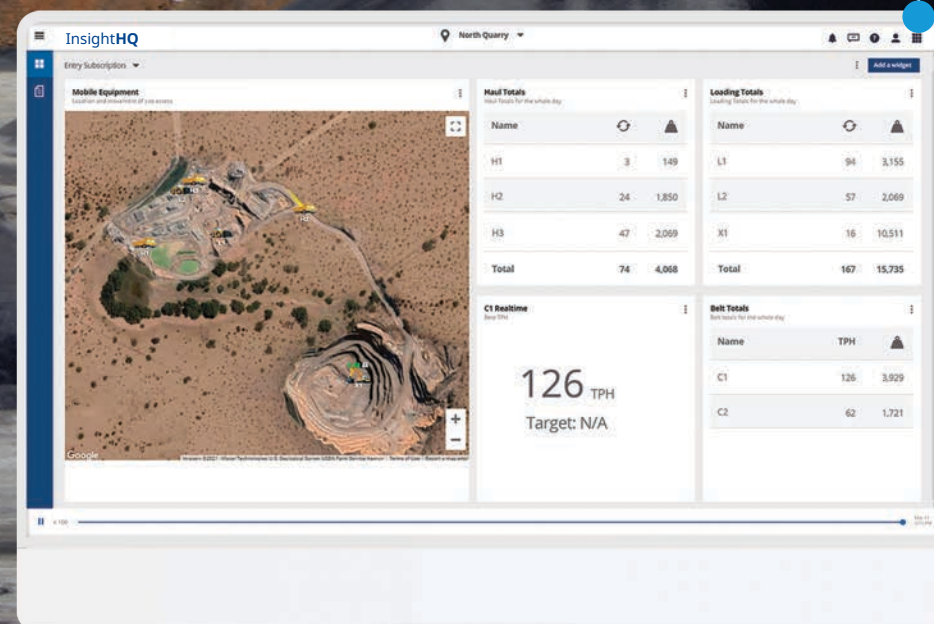
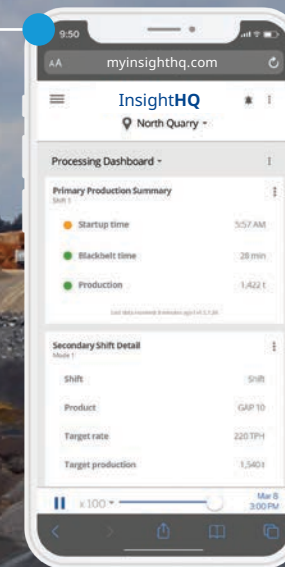
Actionable Insights are at the intersection of data, action and context. To ensure that all your data is presented in the context of your operations, InsightHQ includes a Scheduler to support your plant modes and other operations across one or many shifts.

Mixed Fleet

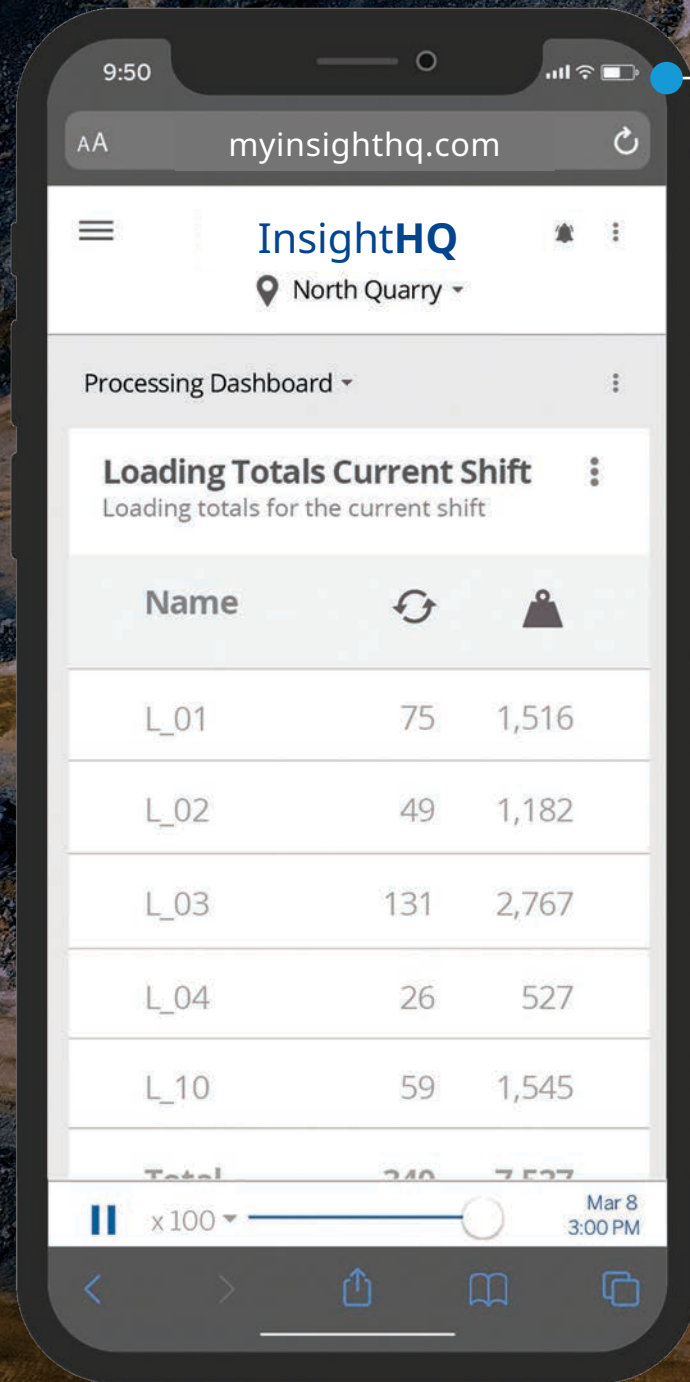
InsightHQ brings machine data from a mixed fleet of any make, model and size of loaders, haul trucks, excavators and conveyor belts to track production from pit to stockpile.

Optimize operations.

Now you can meet production and inventory targets, improve equipment utilization and provide the best customer experience possible. InsightHQ helps optimize your quarry operations providing the right data, in real time, and actionable insights to make the right decisions.



Powerful Tools for Informed Decisions



View dashboards; review reports; share information; connect via API.



Dashboard Visibility

All your production metrics on one screen, with real-time visibility as material moves through your operation. Taking a holistic view helps solve issues by examining upstream and downstream processes including mobile machines and the processing plant.



Real-Time Notifications

Proactive customizable notifications keep you informed of lost productivity opportunities. By raising awareness that your operation has drifted outside your plan, corrective actions are easy and timely so you can take action before the opportunity is lost.



Action Replay

Using production data overlaid with location, an animated replay provides an objective view for alternative haul plans, incident safety reviews and operator training.



Secure Accessible Data

InsightHQ maintains data integrity from the machine, with validation and caching (in the event of communications downtime) to provide a single source of the truth. Your subscription provides controlled access to data stored in the cloud accessible from your web browser.



Clear Reporting

InsightHQ provides a summary or transaction-level historical data. Customizing your reports using the report builder allows you to focus on what's important to your business.



API integration

InsightHQ is ready to integrate with your existing quarry business systems and processes.

How it works

InsightHQ draws data from Loadrite loader, excavator, haul truck and conveyor belt scale sensors into centralized cloud storage. Only InsightHQ offers a built-in Scheduler to provide the 'what, where and when' of your unique workflow.



Data types

Production. Tons, TPH, production targets

Product type. Including unprocessed material: shot rock, run-of-mine and surge pile material

Locations. Machine location and destination, load and dump locations

Time and events. Cycle times, downtime events, uptime

Machine types. Wheel loader, excavator, rigid body haul truck, ADT, LHD, excavator, conveyor belt, mobile crushers, mobile screens and more

Schedule. Shift and machine assignments

Data types

Missed targets. Understand when and where production falls short of targets, with the ability to quickly isolate the source of the problem

Monitor productivity. Don't wait for daily production reports, view your production progress on dashboards during the shift

Inconsistent ROM feed. Highlight under and overloading that creates inconsistent haul events. Cycle time analysis identifies truck cycle counts, tons and delays that potentially lead to starving the crusher

Incorrect dumping. Haul truck location tracking highlights potentially incorrect dumps to a surge pile that may reduce plant production

Speeding and incident analysis. Identify speeding violations to maintain a culture of safety and replaying near-miss events with reliable visualization replays

Testing plant modes. Scheduler builds modes to target specific product mixes and compare performance and test scenarios

Processing inefficiency. Monitor recirculation rates and production of waste to track the performance of the plant as well as tracking product added to or removed from each stockpile

Plant downtime analysis. It's easy to identify inefficiencies, solve and monitor the improvement, and unintended impacts

Poor blast fragmentation. Monitor blast yield and oversize material hauled for feedback to your blast contractor to improve

Production management. Compare production in each stage of your operation (pit to plant, plant to stockpiles, loadout) to compare with orders

Incorrect invoicing. InsightHQ produces summary and detailed reports. These support your customer billing, to reduce error and ensure you are paid for what you sell

Machine Extensions

Add functionality to your Essentials subscription with machine-specific workflows including API connectivity, Loadrite Smart Haul fleet monitoring and more.

Security

InsightHQ supports secure and private data.


- TLS and x.509 standard for public key certificates devices authentication
- Date transmitted using the MQTT (Message Queuing Telemetry Transport) standard
- Complies with General Data Protection Regulation (GDPR) and California Consumer Privacy Act (CCPA) standards for privacy

Hardware + Software + Experience

Loadrite uses a solid foundation of industry-leading Loadrite scale sensors and hardware, built on a legacy of best-in-class payload measurement. Now InsightHQ uses these sensors to create insights for a digital transformation of your operation.

Local Support

Your local Loadrite Authorized dealer offers product selection advice and can explain the benefit of the options available. Not only will your local dealer install and calibrate the on-machine sensors, they will also work with you on your communications needs, configure the dashboards to your workflow, then test and train your team for successful deployment.



TECHNOLOGY
PRODUCTS

WWW.CRANSERCO.COM

