

Loadrite X2350

Excavator Payload Management systems



- Optimize loadout, track productivity and prevent overloading
- Improve productivity and increase profits by tracking bucket-by-bucket payload
- Minimize costs and cycles to haul material away

Optimize every bucket and every truck load for maximum profit.

Half-full or half-empty, if your haul trucks aren't carrying their optimized load you're probably wasting money. With the X2350 on your excavator, you'll know exactly how much material is loaded in the truck.

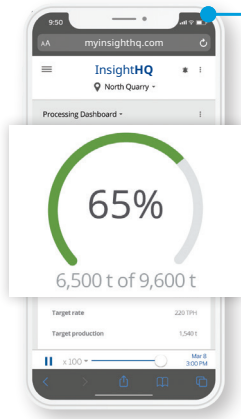
Features

- Maximize profits by avoiding double handling of material and overload fines, always load trucks to the maximum capacity the first time.
- Ensure trucks are accurately loaded before your truck scale or on remote projects without them.
- Superior weighing performance without any disruption to the operation of the excavator.
- Simple and easy to use data management capabilities with a range of online or off-line reporting options.
- Improve operator accuracy and efficiency each day with in-cab performance metrics to compare performance vs. previous, average and best shift.

Additional Features

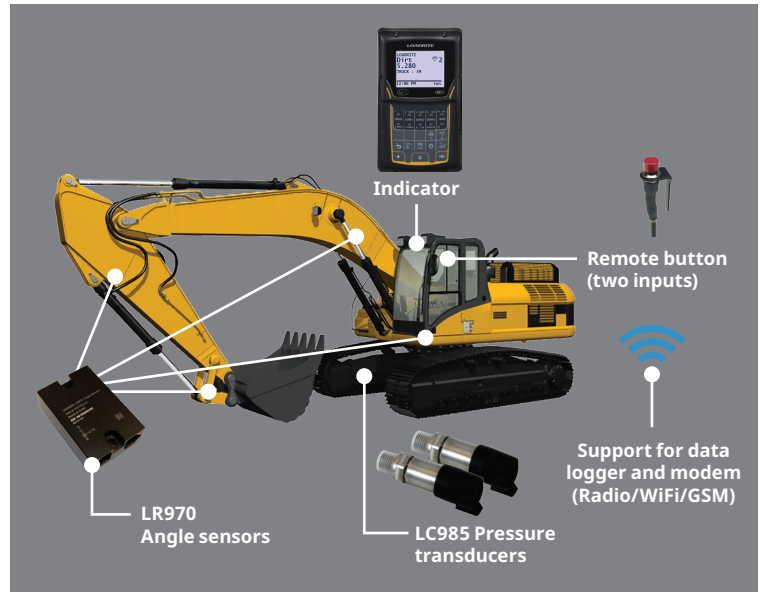
- Monitor the performance of your operation and track individual jobs, trucks, customers and products.
- Reduce cycle times and haulage costs by never underloading trucks again.
- Support up to 4 separate attachments for consistent accuracy regardless of bucket or application.
- Designed for efficiency, the indicator enables fast and easy data entry with minimal errors.

Optional Accessories & Integrations



InsightHQ

Connecting your scale to InsightHQ brings all your quarry productivity information into one easy-to-use dashboard, enabling your team to see progress against targets. You can collect productivity data from your belts, loaders, excavators, haul trucks and more into one location and access it from your desktop or smart device anywhere, anytime.



Loadrite Smart Haul

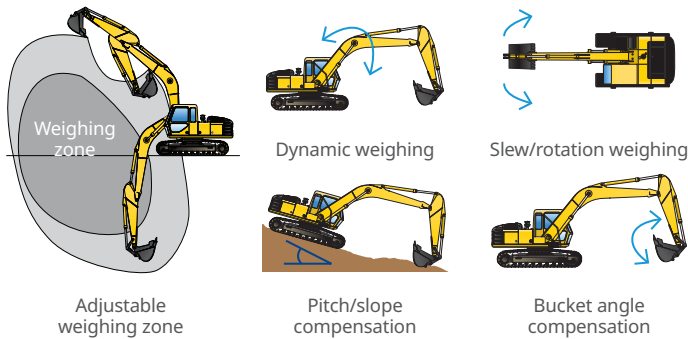
Integrate with Loadrite Smart Haul to track productivity and progress of load/haul operations to ensure you are on target to achieve your goals. Loadrite Smart Haul combines payload data from the excavator scale with haul fleet monitoring and cloud reporting to identify opportunities to move material with greater speed and efficiency.

Printer: LP930/LP950

Get a hard copy record/customer receipt printed directly from the machine.



Robust weighing in more conditions



Specifications

Weighing Functions

- Dynamic Weighing with Ground Slope and Slew Compensation, Split Weighing (e.g. truck and trailer), Target Weighing mode, Bucket Overload Warning, Zero, Undo, Auto-Add, Auto-Clear, 4 Supported attachments.

Data/Metrics Functions

- Data fields for up to 20 Products, Short totals, Long totals and Bucket counts, plus 3 user-defined data fields with up to 1200 items each.
- 20 operator logins and in cab KPI reporting.

Power Requirements

Supply voltage 12 to 32 V DC
 Current consumption 160 mA typical, 350 mA max.
 3 A max. with LP950 printer
 Power supply protection ..Automotive power supply transient suppression exceeds SAE specifications for DC automotive power supply transients

Physical Specifications

Indicator weight 1.5 kg (3.3 lbs)
 Indicator dimensions W145 x L240 x D110 mm (5.7 x 9.4 x 4.3 in)
 Indicator operating temperature -10°C to 50°C (14°F to 122°F)
 Environmental protectionIP69K protected pressure transducers, IP67 protected angle sensors, IP54 protection for indicator

Other Information

- **Supported languages:** Danish, Dutch, French, German, Hungarian, Italian, Norwegian, Br. Portuguese, Spanish, Swedish, Turkish.
- **Warranty:** 1 year parts and labor.

